shernbao

Your Pets, Our Care

SHERNBAO PET PRODUCTS MFG CO., LTD.

400-658-8428

WWW.SHERNBAO.COM

No. 81 Fengyi Road, Lanjiang Street, Yuyao City, Ningbo City, Zhejiang Province

shernbao

Model: PGC-680

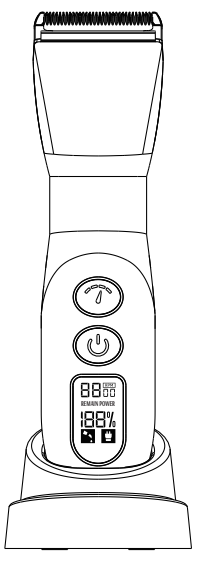

5-IN-1 STYLE BLADE
CORDLESS ANIMAL CLIPPER

Pet Clipper

CLIPPER SPECIFICATIONS

Model	PGC-680
Input	5V ⎓1A 8W Max
Lithium Battery	3.7V 2600mAh
Charge Time	150 minutes
Run Time	200 minutes
Speed	5000 - 5500 - 6000 - 6500 - 7000 SPM
Noise	⩽ 65 dB
Package Includes	Clipper / Charging Base USB Type-C Cable - 2.4m / 7.9feet. Cleaning Brush Lubricant Oil - 8ml / 0.28oz Manual

Accessories:

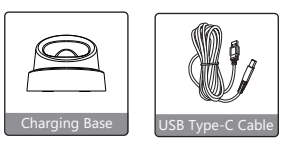

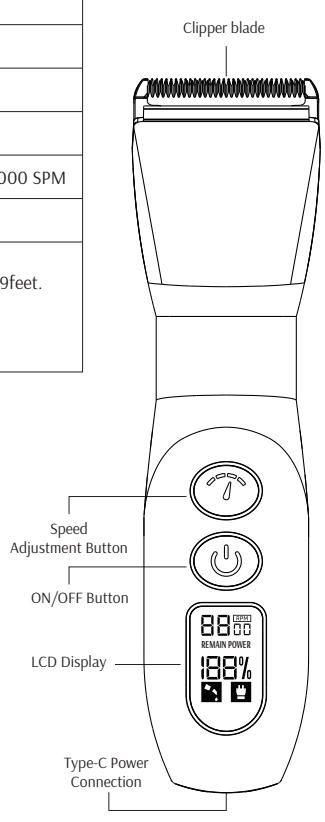

USAGE

5-IN-1 Style Blade

Material:
Comb blade: Stainless-Steel
Shear blade: Titanium- Coating Ceramic

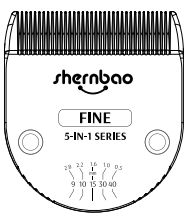

Item: #0506

Fine blade: : 0.5 - 1.0 - 1.6 - 2.2 - 2.8 mm
Size adjustable: 40 - 30- 15 - 10 - 9

Standard Configuration: Fine 5-in-1 Blade

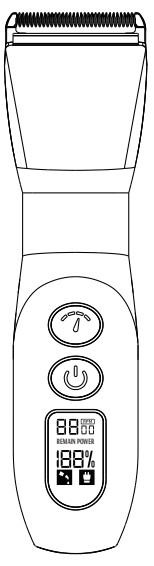

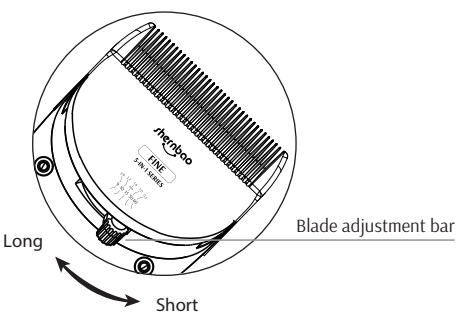



ON/OFF

Speed adjustment button
5000 - 5500 - 6000 - 6500 - 7000 RPM

CHARGING INSTRUCTION

As shown in the figure, there are two charging methods, the efficiency of charging is the same.

① Insert the power adapter output plug to the clipper for charging.

② Insert the power adapter output plug to the charging station, place the clipper in the charging station for charging.

*1. The clipper can also be used while the power adapter output plug to the clipper. The battery will be charged simultaneously when the clipper operated with a cord. But the charging time will be longer if the clipper is operating.

2. In order to maintain a tight connection of the output plug to the clipper, it is recommended to always plug the power adapter output plug into the charging station and use the second method to charge the clipper, unless there is an urgent need for temporary corded operation.

3. You can return the clipper to the charging station at any time for a full charge, or even use the battery before a charge cycle is complete. Like most rechargeable batteries, lithium-ion batteries perform best when used frequently.

4. This clipper has a fully charged automatic power off protection function, so you don't have to worry about keeping the clipper in the charging station for a long time.

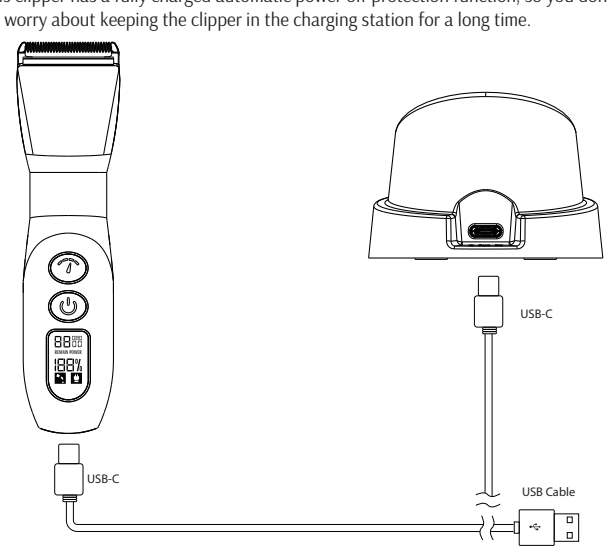

DISPLAY

LCD DISPLAY

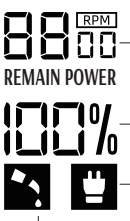

Speed Display
5000 - 5500 - 6000 - 6500 - 7000 RPM

Power Display
0%-100%

Corded operation

Continuously use for 30mins, keeps flashing, turn off the machine, then clean and oil.

POWER DISPLAY ON CORDLESS MODE

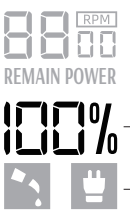

Power 0%-100%: Displays remaining battery percentage

Power ⩽ 5%: light

POWER DISPLAY ON CORDED MODE

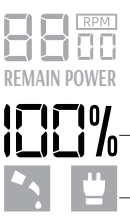

Power 0%-100%: Displays remaining battery percentage

Power ⩾ 100%: + Flashing

(Charging speed is faster than running speed at corded mode.)

MAINTAINING BLADES

⚠ CAUTION: Turn OFF the clipper and disconnect from outlet before performing maintenance.

BLADE REMOVAL, MAINTENANCE AND INSTALLATION

◆ **BLADE REMOVAL**

Hold the clipper face up with one hand and press the blade down with thumb, then remove the blade into the other hand to avoid dropping the blade.



◆ **BLADE MAINTENANCE**

1. Blade cleaning: Press and hold the top of the shear blade. Use the cleaning brush to clean hair between the shear blade and the fixed blade.

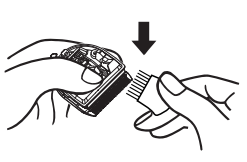

2. Blade oiling: Use 1-2 drops of lubricating oil on the 5 points shown below.

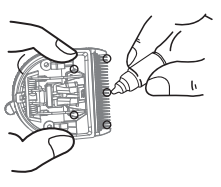

Do not detach the blade spring while maintaining to avoid malfunction.

◆ **BLADE INSTALLATION**

Hold the clipper face down with one hand and place the bottom of the blade aligning the middle of the blade with the clipper.
Push the front of the blade down until it snaps into place.

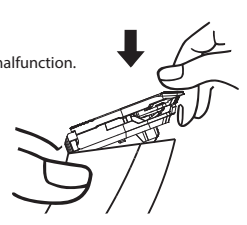

OPTIONAL BLADE SERIES

PLUS Style Blade

Super smooth cutting / Warming slowly / Lower noise

Shernbao PLUS series Blades are expansion for 5-in-1 type clippers to get more efficient cutting, easier to use and run cooler, smoother coat results with fewer trims than using attachment combs on blade.

Material:
Comb blade: Stainless-Steel
Shear blade: Titanium- Coating Ceramic



3F
12mm - 1/2”
Item: #0285



4F
9mm - 3/8”
Item: #0292



5F
6mm - 1/4”
Item: #0308



6F
4.5mm - 17/100”
Item: #1077



7F
3mm - 1/8”
Item: #0315

OPTIONAL BLADE SERIES

Material

Comb blade: Stainless steel
Shear blade: Titanium coating ceramic



Item: 0490

Coarse blade: 0.7 - 1.3 - 1.9 - 2.5 - 3.0 mm
Size adjustable: 30 - 15 - 10 - 9 - 8

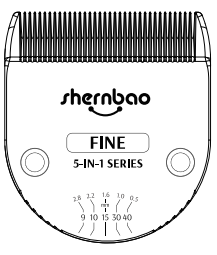

Item: 0506

Fine blade: 0.5 - 1.0 - 1.6 - 2.2 - 2.8 mm
Size adjustable: 40 - 30 - 15 - 10 - 9

OPTIONAL ACCESSORIES

STAINLESS STEEL ATTACHMENT GUIDE COMBS KIT

Model: ACK-002 Item: #6645

Work perfectly with SHERNBAO 5-in-1
Stainless Steel Attachment Guide Combs for additional cut lengths.

* Please adjust the FINE blade to the "40" position when using combs.
* Please adjust the STANDARD blade to the "30" position when using combs.

ONLY can be used on smoothly brushed hair.

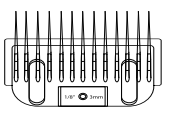
1/8”- 3mm

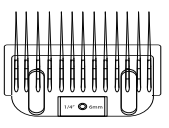
1/4” - 6mm

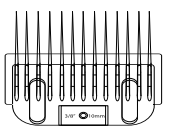
3/8” - 10mm

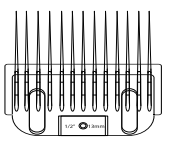
1/2” - 13mm

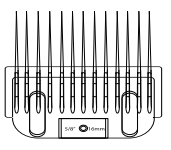
5/8”- 16mm

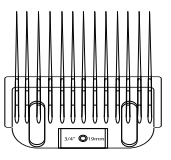
3/4” - 19mm

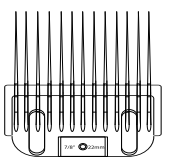
7/8” - 22mm

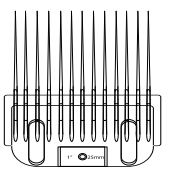
1” - 25mm

www.groomart.hu I hello@groomart.hu I www.groomart.eu